



Baylor Annual Report 2009

Baylor



BAYLOR
UNIVERSITY

IMPERATIVE XI

Emphasize global education

RECOGNIZING THAT ITS SPHERE OF CHRISTIAN INFLUENCE is the world itself, Baylor must prepare its graduates to enter a pluralistic and global society. To strengthen our efforts in international education, we will increase the number and quality of Baylor's international programs, raise the level of participation by students in study-abroad programs and the percentage of international students on campus, expand international opportunities for faculty and graduate students, enrich the quality and application of the study of modern foreign languages and gather an ethnically diverse faculty and student body.

PROGRESS SUMMARY

IMPERATIVE GOALS

1. Increase the number and quality of Baylor's international programs.

The number of Baylor's international programs has **increased steadily**, from 50 programs in fiscal year 2002 to 64 programs in fiscal year 2008.

2. Raise the level of participation by students in study abroad programs.

The level of participation by students in study abroad programs **has fluctuated** between fiscal year 2003 and fiscal year 2008. There was a decline in participation between fiscal year 2002 and fiscal year 2003 which can be attributed to the events of September 11, 2001.

3. Increase the percentage of international students on campus.

The percentage of undergraduate international students on campus has **remained relatively constant** since fiscal year 2005. The percentage of international graduate students has **declined** between fiscal years 2005 and 2009.

4. Expand international opportunities for faculty and graduate students.

The number of international programs has **increased** from 50 in fiscal year 2002 to 64 in fiscal year 2008. This increase has expanded opportunities for faculty and students.

PROGRESS IN DEPTH

GOAL 1

Increase the number and quality of Baylor's international programs.

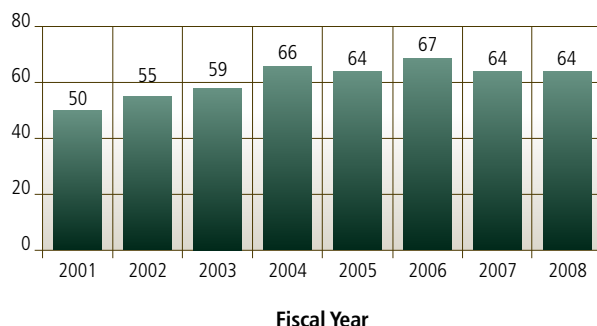
The number of international programs at Baylor has been steadily increasing since fiscal year 2002. (Fig. 11.1)

All programs are available online for review and consideration by parents and students.

Safety and security procedures have been implemented by Baylor based upon consultation with third party experts.

Pre-departure orientation and information sessions are provided to assist students in preparing for their international experience.

Fig. 11.1 Number of international programs



Source: International Student & Scholar Services

GOAL 2

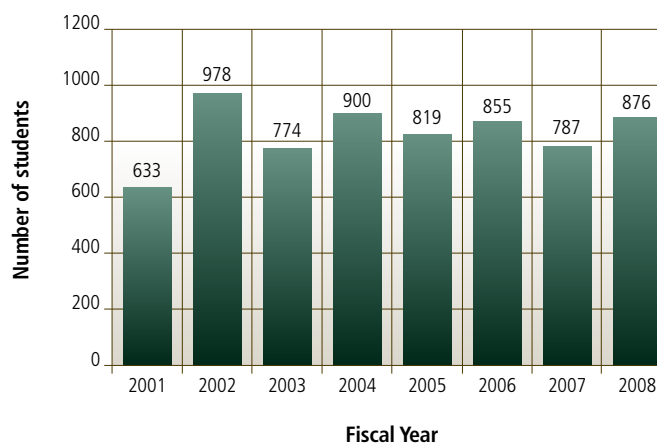
Raise the level of participation by students in study abroad programs.

The number of students participating in study abroad programs has been increasing since fiscal year 2003. There was a decline in student participation between 2002 and 2003. This decline can be attributed to the effects of the events of September 11, 2001.

The number of students participating in study abroad programs has increased by 38% from fiscal year 2001 (prior to 9/11) to fiscal year 2008. In fiscal year 2008, Baylor had 64 study abroad programs and sent a total of 876 students abroad. (Fig. 11.2)

In fiscal year 2007, the Goodrich Scholarship was awarded to 75 Baylor students. The total amount in scholarships was over \$150,000. This scholarship is awarded on the basis of need and merit for participation in study or research abroad programs.

Fig. 11.2 Number of students enrolled in international programs



Source: International Student & Scholar Services

GOAL 3

Increase the percentage of international students on campus.

The percentage of undergraduate international students decreased in fiscal years 2004 and 2005. For the past three years, however, this percentage has risen to nearly 4% of the total undergraduate population. (Fig. 11.3)

The percentage of graduate international students peaked in fiscal year 2005. The current percentage of graduate international students is 14.5%. (Fig. 11.4)

According to the "Open Doors" report published by the Institute of International Education, international students represented 4.3% of total U.S. higher education enrollment in 2001-02 (2.8% of total undergraduate students and 13.7% of total graduate students). In 2007-08, the percentage of international students declined to 3.5% of total U.S. higher education enrollment (2.1% of total undergraduate students and 10.6% of total graduate students).

Fig. 11.3 Percent of international undergraduate students

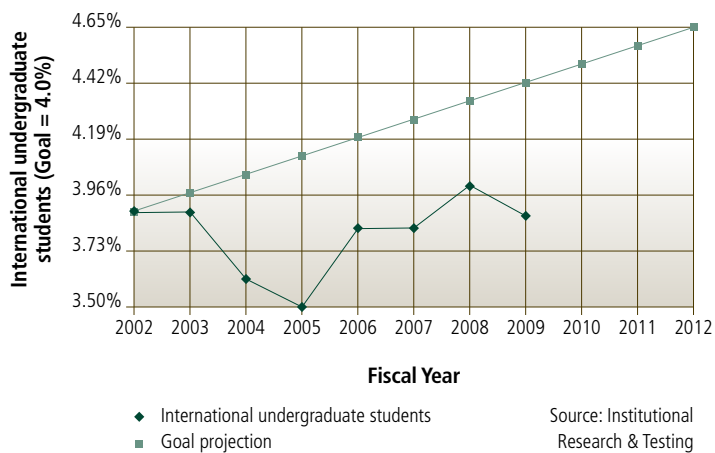
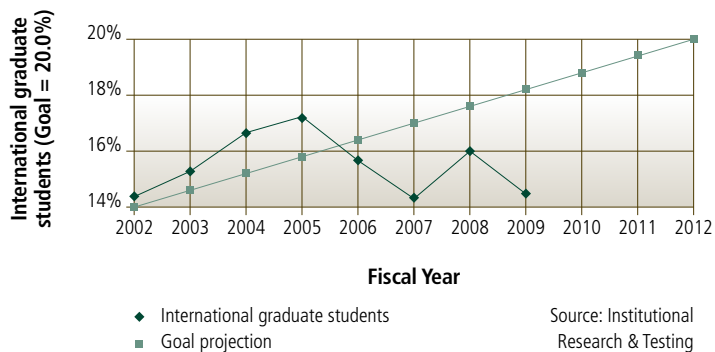


Fig. 11.4 Percent of international graduate students



GOAL 4

International opportunities for faculty and graduate students.

The number of international programs has increased from 50 in fiscal year 2002 to 64 in fiscal year 2008 (Fig. 11.1)

