



## Baylor Annual Report 2009

*Baylor*



**BAYLOR**  
UNIVERSITY

# IMPERATIVE X

*Build with integrity a winning athletic tradition in all sports*

**BAYLOR RECOGNIZES BOTH** the vital role of athletics in the life of the collegiate institution and the potential for harm from misplaced priorities. Pursuant to the goal of creating a winning tradition with complete integrity, Baylor will participate across the full spectrum of men's and women's athletics and will strive to be competitive in every athletic venue in which it participates. We will achieve graduation rates comparable with the very finest Division I schools and integrate student-athletes into the full range of student life.

## PROGRESS SUMMARY

### IMPERATIVE GOALS

1. Pursuant to the goal of creating a winning tradition with complete integrity, Baylor will participate across the full spectrum of men's and women's athletics and will strive to be competitive in every athletic venue in which it participates.

We are maintaining our challenging goals and continue to strive to establish a winning tradition in all areas of competition.

2. We will achieve graduation rates comparable with the very finest Division I schools and integrate student-athletes into the full range of student life.

The NCAA graduation rate for Baylor student-athletes increased to 56% in fiscal year 2008.

# PROGRESS IN DEPTH

## GOAL 1

Pursuant to the goal of creating a winning tradition with complete integrity, Baylor will participate across the full spectrum of men's and women's athletics and will strive to be competitive in every athletic venue in which it participates.

For the past three years, we have met or exceeded our goal of having at least 12 teams participate in NCAA post-season play; however, the number of teams participating in post-season play dropped to 10 in 2008. (Fig. 10.1) We met our goal of having 10 teams ranked in the Top 20 in the nation in 2005; however, we only had six teams ranked in the Top 20 in the nation in 2008. (Fig. 10.2) We met our goal of finishing 25th in the NACDA Director's Cup standing in 2005; however, we finished 42nd in 2008. Despite this drop in the standings, we rank higher than we had prior to 2005. (Fig. 10.3)

Fig. 10.1 Athletic teams in post-season play

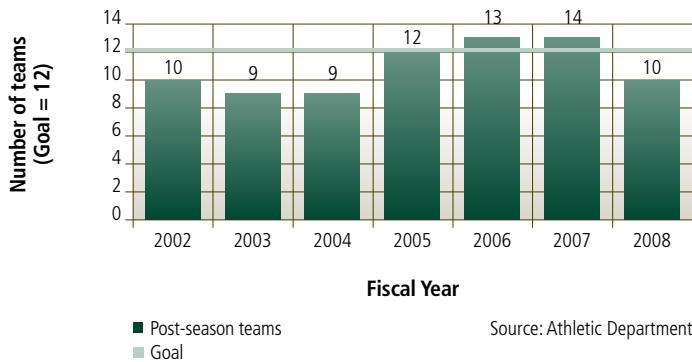


Fig. 10.2 Athletic teams ranked in Top 20 in nation

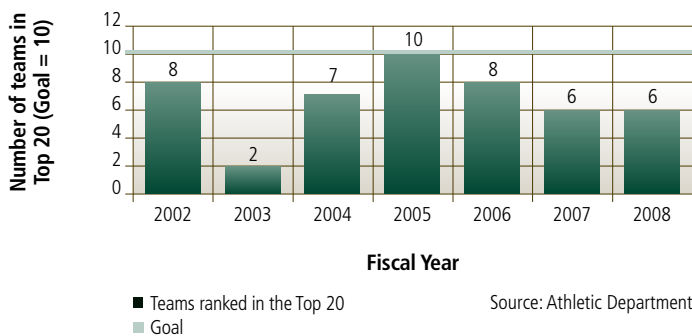
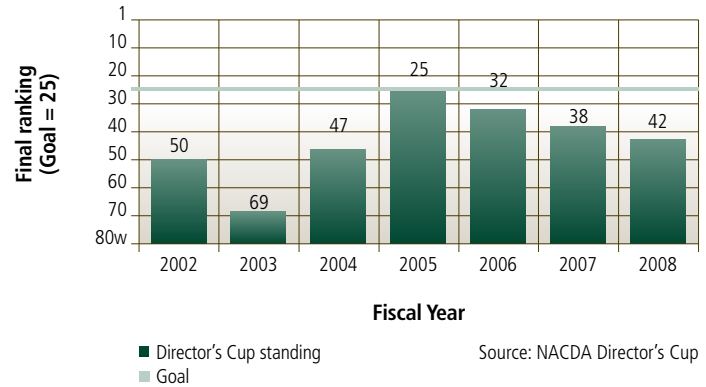


Fig. 10.3 NACDA Director's Cup standings



## GOAL 2

We will achieve graduation rates comparable with the very finest Division I schools and integrate student-athletes into the full range of student life.

The six-year graduation rates of student-athletes have fluctuated drastically during the past several years. Since we are dealing with a relatively small number of students, small changes in graduation patterns will result in large changes in graduation rates. The six-year graduation rates for all undergraduates have slightly increased during the same time period. (Fig. 10.4)

Fig. 10.4 NCAA student-athlete and undergraduate six-year graduation rates

