



XI IMPERATIVE

Emphasize global education



IMPERATIVE

Emphasize global education



RECOGNIZING THAT ITS SPHERE OF CHRISTIAN INFLUENCE is the world itself, Baylor must prepare its graduates to enter a pluralistic and global society. To strengthen our efforts in international education, we will increase the number and quality of Baylor’s international programs, raise the level of participation by students in study-abroad programs and the percentage of international students on campus, expand international opportunities for faculty and graduate students, enrich the quality and application of the study of modern foreign languages and gather an ethnically diverse faculty and student body.

PROGRESS SUMMARY

IMPERATIVE GOALS

- 1. **Increase the number and quality of Baylor’s international programs.**

The number of Baylor’s international programs has increased, from 50 programs in fiscal year 2002 to 93 programs in fiscal year in 2011. In addition, there are six mission trips that include academic credit.

- 2. **Raise the level of participation by students in study abroad programs.**

The level of participation by students in study abroad programs has fluctuated between fiscal year 2003 and fiscal year 2011. There was a decline in participation between fiscal year 2002 and fiscal year 2003 which can be attributed to the events of Sept. 11, 2001.

- 3. **Increase the percentage of international students on campus.**

The percentage of undergraduate international students on campus has remained relatively constant since fiscal year 2005. The percentage of international graduate students has declined between fiscal year 2005 and 2011.

- 4. **Expand international opportunities for faculty and graduate students.**

The number of international programs has increased from 50 in fiscal year 2002 to 99 in fiscal year 2011. This increase has expanded opportunities for faculty and students.

PROGRESS IN DEPTH

GOAL 1

Increase the number and quality of Baylor's international programs.

The number of international programs at Baylor has been steadily increasing since fiscal year 2002. [Fig. 11.1] As of 2011, there are 93 study abroad programs and six mission trips that include academic credit.

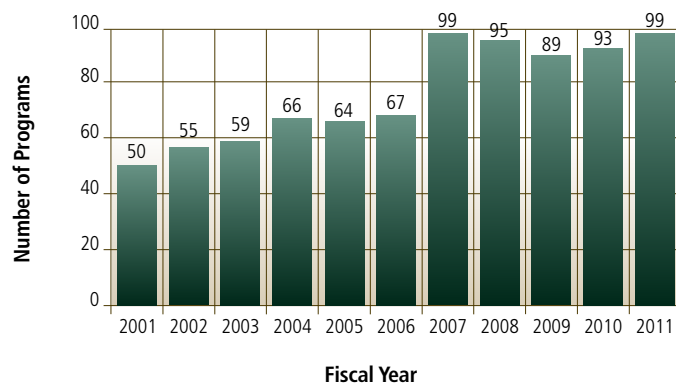
All programs are available online for review and consideration by parents and students. The department website is under reconstruction to provide better information.

Safety and security procedures have been implemented by Baylor based upon consultation with third-party experts.

Pre-departure orientation and information sessions are provided to assist students in preparing for their international experience.

BearsAbroad, an online management tool for study abroad, continues to track all elements of the study abroad. Another method, Bear Tracker, is also in place to track international movement of all students, faculty and staff. Baylor continually explores ways to make the administration process as simple and efficient as possible while maintaining a high level of safety.

Fig. 11.1 Number of international programs



Source: Center for International Education

GOAL 2

Raise the level of participation by students in study abroad programs.

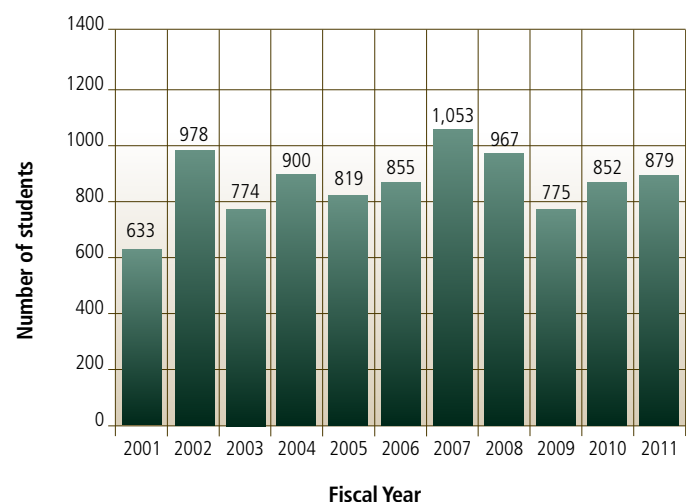
The number of students participating in study abroad programs has been increasing since fiscal year 2003. A decline in student participation between 2002 and 2003 can be attributed to the events of Sept. 11, 2001.

The decline in student participation in 2009 can be attributed to the economic conditions.

The number of students participating in study abroad programs has increased by 39 percent from fiscal year 2001 (prior to 9/11) to fiscal year 2011. In fiscal year 2011, Baylor had 99 international programs and sent a total of 879 students abroad for academic credit. [Fig. 11.2] In addition, many students have traveled abroad on mission trips but receive no academic credit (189 in 2011).

In fiscal year 2011, the Goodrich Scholarship was awarded to 139 Baylor students. The total amount in scholarships was over \$235,000. This scholarship is awarded on the basis of need and merit for participation in study or research abroad programs.

Fig. 11.2 Number of students enrolled in international programs



Source: Center for International Education

GOAL 3

Increase the percentage of international students on campus.

The percentage of undergraduate international students decreased in fiscal years 2004 and 2005. For the past four years, however, this percentage has risen to 4.3 percent [Fig. 11.3]

The percentage of graduate international students peaked in fiscal year 2005. The current percentage of graduate international students is 13.2 percent. [Fig. 11.4]

According to the “Open Doors” report published by the Institute of International Education, international students represented 4.3 percent of total U.S. higher education enrollment in 2001-02 (2.8 percent of total undergraduate students and 13.7 percent of total graduate students). In 2010-11, the percentage of international students declined to 3.6 percent of total U.S. higher education enrollment. Beginning in 2010-11, the “Open Doors” report discontinued publishing the percentage of international students by level (undergraduate and graduate).

Fig. 11.3 Percent of international undergraduate students

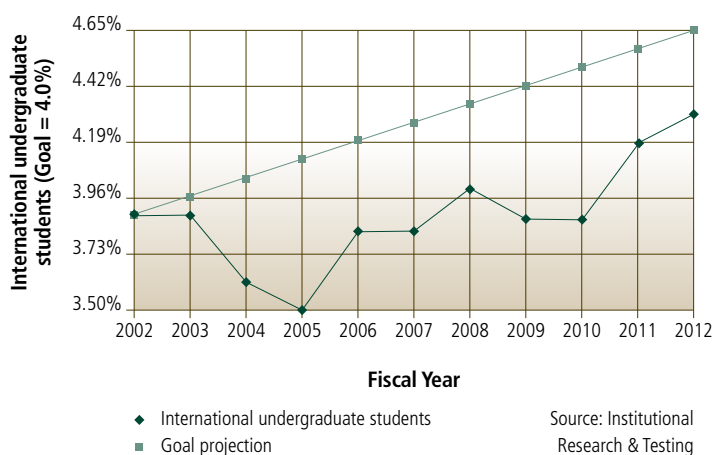
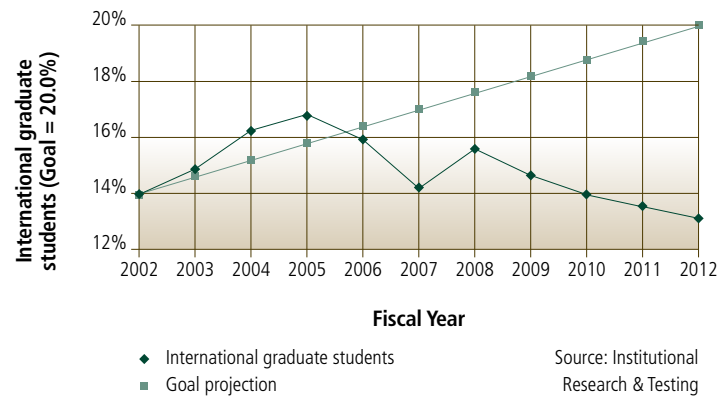


Fig. 11.4 Percent of international graduate students



GOAL 4

International opportunities for faculty and graduate students.

The number of international programs has increased from 50 in fiscal year 2002 to 99 in fiscal year 2011. [Fig. 11.1]

