




V IMPERATIVE

Initiate outstanding new academic programs in selected areas



IMPERATIVE

Initiate outstanding new academic programs in selected areas



TO CHALLENGE STUDENTS WITH EXCEPTIONAL ACADEMIC POTENTIAL, Baylor will create an Honors College. The College will house an expanded Baylor Honors Program, provide a home for an enhanced University Scholars Program, serve as a location for the Baylor Interdisciplinary Core Program and facilitate the administration of other exceptional academic programs and services. We will also establish a comprehensive School of Communication that will encompass the University’s journalism, speech communication and telecommunication programs. We will enhance Baylor’s reputation and the currency of Christian ideas on campus by increasing the quality, size and visibility of selected graduate programs. While our undergraduate programs should be comprehensive, at the graduate level we must focus on niches that fit our mission and afford the greatest opportunities for national success, including ethics in the professions and the intersection of religion with law, economic development, politics, literature and the arts. Accordingly, by 2012, Baylor will feature at least 10 doctoral programs in the social sciences and humanities, including a new PhD in philosophy and three others from areas such as history, classics, social work, economics and political science. Further, Baylor will enhance its long-standing tradition of professional education in law, business, nursing, engineering, music, theology and education through selective program development and growth. The number of total PhD programs will thus grow from 14 to at least 20, the number of graduate students will increase by 25 percent, and the number of doctoral students will increase by at least 30 percent.

PROGRESS SUMMARY

IMPERATIVE GOALS

- 1. **To challenge students with exceptional academic potential, Baylor will create an Honors College. The College will house an expanded Baylor Honors Program, provide a home for an enhanced University Scholars program and serve as a location for the Baylor Interdisciplinary Core (BIC) program.**

The Honors College has been created and has grown to include approximately 1,380 students with increasingly high SAT scores.

- 2. **We will also establish a comprehensive School of Communication that will encompass the University’s journalism, speech communication and telecommunication programs.**

A major strategic proposal to establish a School of Communication was submitted for review by the Strategic Planning Council in spring 2007. After deliberations by the Strategic Planning Council and the Executive Council, it was approved for revision and subsequent submission to University Development for possible inclusion in a comprehensive campaign.

PROGRESS SUMMARY

- We will enhance Baylor's reputation and the currency of Christian ideas on campus by increasing the quality, size and visibility of selected graduate programs. Accordingly, by 2012 Baylor will feature at least 10 doctoral programs in the social sciences and humanities. The number of total doctoral programs will thus grow from 14 to at least 20. The number of graduate students will increase by 25 percent, and the number of doctoral students will increase by at least 30 percent.

The number of doctoral programs in the social sciences and humanities has grown to 12 since 2002. The total number of Baylor doctoral programs has grown to 24.

The total number of PhD students has increased by approximately 46 percent, and the average GRE score of PhD students has increased by 157 points.

PROGRESS IN DEPTH

GOAL 1

To challenge students with exceptional academic potential, Baylor will create an Honors College. The College will house an expanded Baylor Honors Program, provide a home for an enhanced University Scholars program and serve as a location for the Baylor Interdisciplinary Core (BIC) program.

The Honors College (which includes the Honors program, BIC program and academic majors in the Honors College) had a total enrollment of 1,386 students in fall 2011 with an average SAT of 1338. [Fig. 5.1]

Enrollment in the BIC program increased to 587 in fall 2011. [Fig. 5.2]

Fig. 5.1 Average SAT of Honors College students

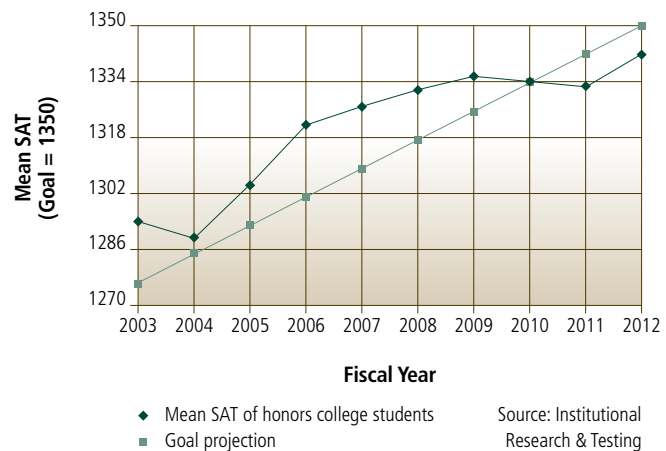
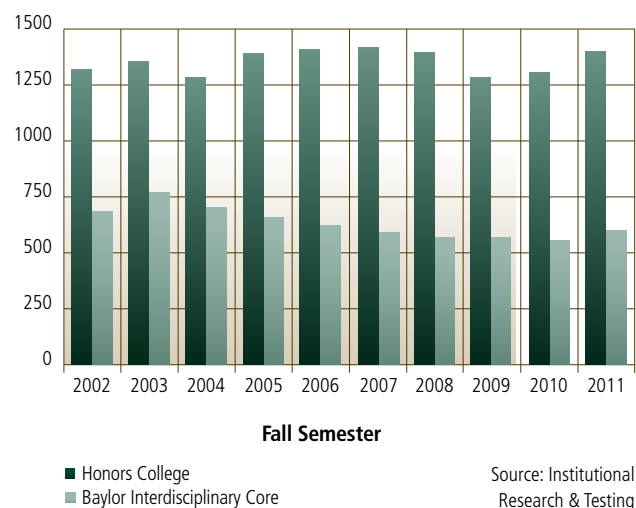


Fig. 5.2 Number of Honors College and Baylor Interdisciplinary Core students



GOAL 2

We will also establish a comprehensive School of Communication that will encompass the University's journalism, speech communication and telecommunication programs.

A major strategic proposal to establish a School of Communication was submitted for review by the Strategic Planning Council in spring 2007. After deliberations by the Strategic Planning Council and the Executive Council, it was approved for revision and subsequent submission to University Development for possible inclusion in a comprehensive campaign.

GOAL 3

We will enhance Baylor's reputation and the currency of Christian ideas on campus by increasing the quality, size and visibility of selected graduate programs. Accordingly, by 2012 Baylor will feature at least 10 doctoral programs in the social sciences and humanities. The total number of doctoral programs will thus grow from 14 to at least 20. [Fig. 5.3 and 5.4]

PhD programs include:

- Biology
- Biomedical Studies
- Chemistry
- Church-State Studies*
- Curriculum and Teaching*
- Ecological, Earth and Environmental Sciences
- Educational Psychology*
- Electrical and Computer Engineering
- English*
- Kinesiology, Exercise, Nutrition and Health Promotion
- Geology
- History*
- Information Systems
- Mathematics
- Philosophy*
- Physics
- Political Science*
- Psychology
- Religion*
- Religion, Politics and Society*
- Sociology*
- Statistics

Other doctoral degrees:

- Doctor of Education*
- Doctor of Psychology*

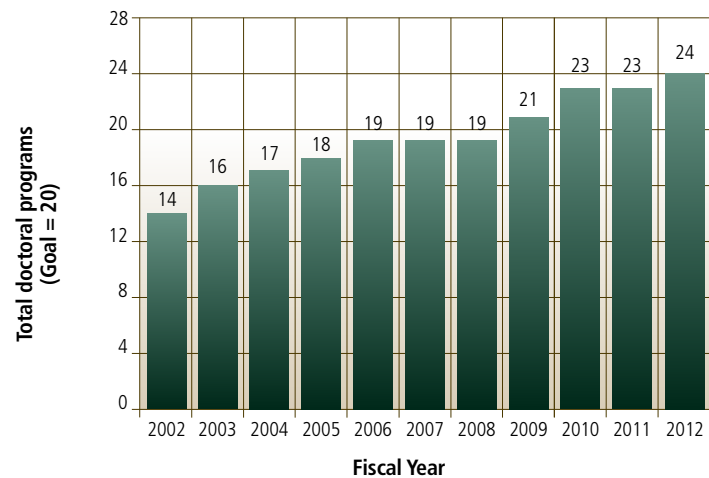
**Humanities or Social Sciences*

Not included in this count are Baylor doctoral degrees in:

- Ministry (DM)
- Law (JD)
- Nursing Practice (DNP)
- Physical Therapy (DPT)
- Science (DScPT, DScPA, DScOT)

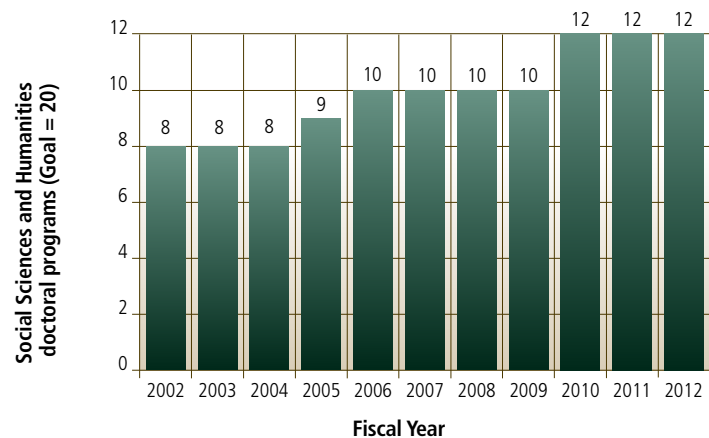


Fig. 5.3 Total number of doctoral programs



Source: Graduate School

Fig. 5.4 Total number of doctoral programs in the social sciences and humanities



Source: Graduate School

A new research-oriented PhD program in electrical and computer engineering reflects the University's commitment to the Central Texas Technology and Research Park and the park's first project, the Baylor Research and Innovation Collaborative (BRIC). The doctoral program will provide a significant boost to the University's collaborative and interdisciplinary research base, as well as the level of externally generated research funding. The degree will focus on areas related to electrical and computer engineering disciplines; however, it will also provide the possibility of strong collaboration with Baylor faculty members in mechanical engineering, biomedical engineering, computer science, mathematics, statistics and the physical sciences.

The number of graduate students will increase by 25 percent, and the number of doctoral students will increase by at least 30 percent.

As of fall 2011, we have increased graduate student enrollment by 11.1 percent. [Fig. 5.5] There was a sharp decline in the number of graduate students in fall 2005. Decreases in enrollments in the Hankamer School of Business and School of Education graduate programs accounted for 56 percent of the total decrease in graduate student enrollment. In addition, the School of Social Work became an independent unit in fall 2005. Although the graduate student enrollment has not risen as desired, the mean GRE score of these students has increased by 130 points since fall 2002. [Fig. 5.6]

As of fall 2011, we have increased doctoral student enrollment by 45.8 percent. [Fig. 5.7] Doctoral student enrollment has increased steadily since fall 2002. Along with an increase in doctoral student enrollment, the mean GRE score for these students has increased by 157 points. [Fig. 5.8]

Fig. 5.5 Number of graduate students

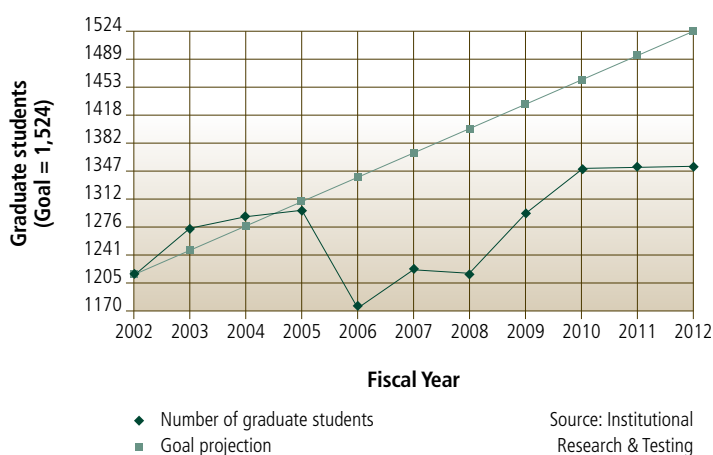


Fig. 5.6 Average GRE of graduate students

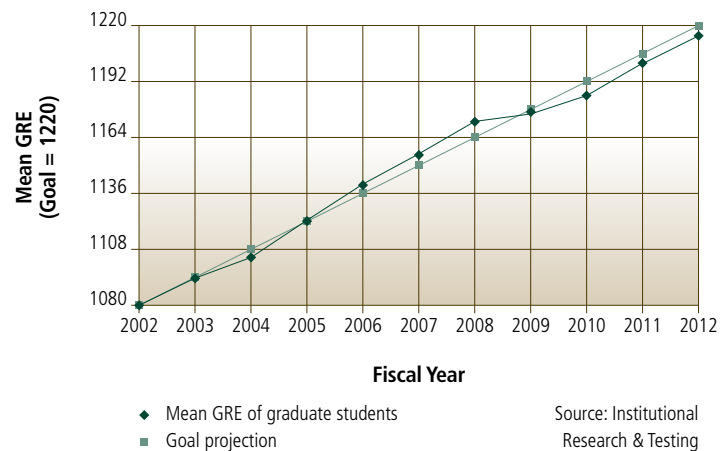


Fig. 5.7 Number of doctoral students

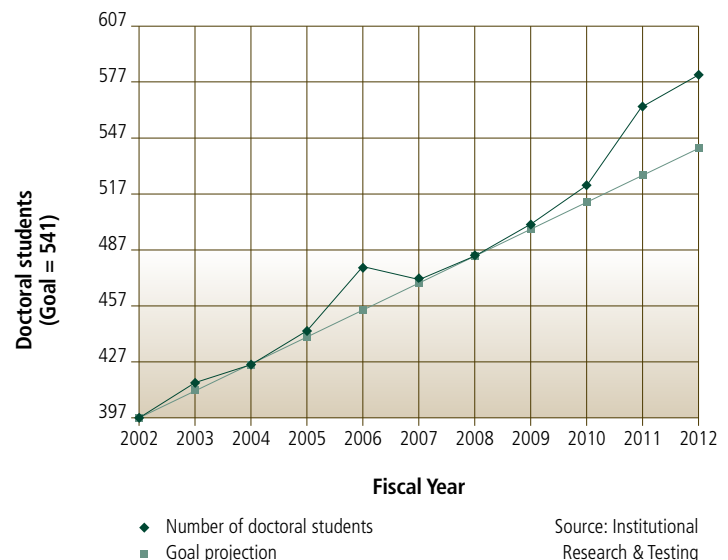


Fig. 5.8 Average GRE of doctoral students

